



Card making is fun, easy and a great way of expressing your creativity.

With only a few basic tools and craft supplies, plus some simple techniques, you can make unique handcrafted cards for a variety of occasions.

Basic Materials:

- Xsentiments 'Facets' range
- Coloured card / paper
- Pencil crayons or marker pens
- Embossing tinsel
- Heat tool
- Ribbon
- 'Best Wishes' stamp



Facets			
	FACET A		FACET B
	FACET C		FACET D
Set Code FSEFACET			


(Impressions shown at actual size)

Copyright © 2006 Shachihata UK Ltd



Deco			
	DECO A		DECO B
	DECO C		DECO D
Set Code FSEDECO			

(Impressions shown at actual size)



Materials used for Deco card:  
Pencil crayons, coloured card, ribbons & sticky foam pads.




### Card Making Techniques:

The metallic effect on the lettering was achieved by sprinkling embossing tinsel onto the impression. When applying heat from a heating tool, the tinsel melts to produce a gold embossed effect.

### Medallion Making Card Tips:





- First stamp out & colour / emboss the design on card.
- Cut out one of the embossed images leaving a 2mm edge.
- Cut the inner medallion design from the rest of the coloured / embossed images.
- At this stage glitter can be applied to 2mm of the design.
- Once the glue / glitter has dried, apply either tape or 3D pads on the back of each piece and put the medallion together.
- Place the completed medallion onto the card.

The examples show Medallions made from Xsentiments Facets and Icing ranges.

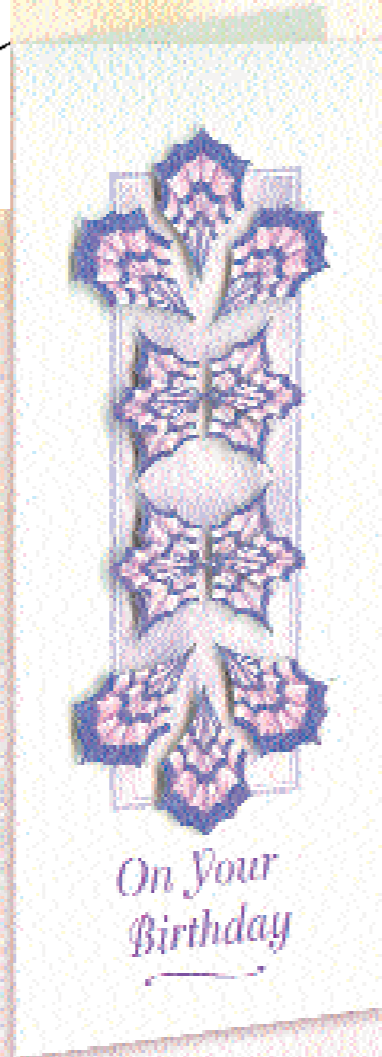


Copyright © 2006 Shachihata UK Ltd

**Icing**

	ICING A		ICING E
	ICING C		ICING D
Set Code FSEICING			





(Impressions shown at actual size)



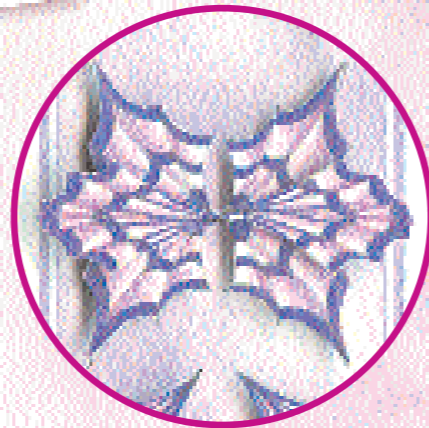
**Materials used for Icing card:**  
Pencil crayons, coloured paper, stamp from 'Birthday Words' range, Artline 220 pens & sticky foam pads.







**Materials used for Celtic card:**  
Card, water colour paints & brushes, ribbons & sticky foam pads.

<b>Celtic</b>			
	CELTIC A		CELTIC B
	CELTIC C		CELTIC D
Set Code FSECELTIC			

(Impressions shown at actual size)




**Swirl**

	SWIRL A		SWIRL B
	SWIRL C		SWIRL D
Set Code FSESWIRL			

(Impressions shown at actual size)

**Materials used for Swirls card:**  
Coloured card & paper, embossing tinsel, heat tool, Artline 220 coloured pens and glue.



**Xsentiments Medallions** can be used individually or mixed together to make patterns, borders and geometric shapes, a few examples of which are shown below.

